

Big Blue® 500 Pro

**Diesel Engine-Driven
Welder/AC Generator** 

Quick Specs



Heavy Industrial Applications

Heavy Construction
Structural Steel
Mining Maintenance
Maintenance and Repair Rigs
Process Piping

Processes

Stick (SMAW)
MIG (GMAW)
Flux-Cored (FCAW)
DC TIG (GTAW)
Air Carbon Arc (CAC-A)
3/8-inch (10 mm) carbons
Air Plasma Cutting and Gouging with optional Spectrum models

Output Range DC Stick/TIG 20–500 A
DC MIG/FCAW 14–40 V

Generator Output Rated at 104° F (40° C)
3-Phase 21,000 watts peak, 15,000 watts continuous
1-Phase 15,000 watts peak, 12,000 watts continuous
Note: See page 2 for specific CE ratings.

**Accu-Rated™ – Not Inflated
Generator Power**



Electronic engine display (Deutz USA models) simultaneously displays fuel level, engine hours, coolant temperature, oil pressure, battery volts, and engine RPM. Also tracks oil change intervals and displays engine diagnostics for quick and easy servicing.



Meter maintenance display (Perkins models and Deutz CA and International models) includes oil pressure, coolant temperature and battery voltmeter.

Low OCV Stick (VRD) reduces the open-circuit voltage to 15 volts when the welding power source is not in use. This feature is now built into the Big Blue 500 Pro for increased operator safety without compromising arc starts.

Infinite arc control allows the arc characteristics to be changed for specific applications in Stick, MIG and FCAW.

BUILT TOUGH



Heavy-duty low-speed T4F and T4i industrial diesel engines.
The cleanest, greenest diesel power available. Deutz T4F models utilize Diesel Oxidation Catalyst (DOC) technology to keep the air clean with **NO** exhaust aftertreatment maintenance.



The Vault—ultimate control board reliability. See page 4.

Auto Remote Sense™ (ARS) detects if a remote control is plugged into the 14-pin receptacle and eliminates confusion of a remote/panel switch.

Thermal overload protection prevents machine damage if the duty cycle is exceeded or airflow is blocked.

Remote oil drain prevents spills and makes servicing easy.

Standard features include digital preset weld meters, automatic idle and cold weather starting aids.

Deutz USA model shown is



Welder/generator is warranted by Miller for 3 years, parts and labor.
Engine is warranted separately by engine manufacturer.



Miller Electric Mfg. Co.
An ITW Welding Company
1635 West Spencer Street
P.O. Box 1079
Appleton, WI 54912-1079 USA

Equipment Sales US and Canada
Phone: 866-931-9730
FAX: 800-637-2315
International Phone: 920-735-4554
International FAX: 920-735-4125

MillerWelds.com



Specifications (Subject to change without notice.)



Weld Mode/ Process	Weld Output Range	Weld Output Rated at 104° F (40° C)	Max. Open-Circuit Voltage	Generator Power Output Rated at 104° F (40° C)***	Dimensions	Weight
CC/DC (Stick/TIG)	20–500 A	Deutz USA Models 400 A at 36 V, 100% duty cycle* 450 A at 38 V, 60% duty cycle* 500 A at 38 V, 40% duty cycle Perkins USA Models and Deutz CA/Int'l Models 400 A at 36 V, 100% duty cycle* 450 A at 33 V, 60% duty cycle* 500 A at 30 V, 40% duty cycle Perkins Int'l CE Models 300 A at 32 V, 100% duty cycle* 400 A at 25 V, 60% duty cycle* 500 A at 20 V, 40% duty cycle	92 VDC 15 VDC**	Deutz Models and Perkins USA Models 3-phase: 21,000 watts peak, 15,000 watts continuous 1-phase: 15,000 watts peak, 12,000 watts continuous Perkins Int'l CE Models 3-phase: 10,000 watts continuous 1-phase: 10,000 watts continuous	Deutz USA Models H: 46 in. (1168 mm) W: 28.5 in. (724 mm) D: 69.5 in. (1765 mm) Perkins Models and Deutz CA/Int'l Models H: 42 in. (1067 mm) W: 28.5 in. (724 mm) D: 65.125 in. (1654 mm) <i>Add 7.5 in. (191 mm) to heights for exhaust pipe</i>	Deutz USA Models Net: 1800 lb. (816.5 kg) Perkins Models Net: 1530 lb. (694 kg) Deutz CA/Int'l Models Net: 1550 lb. (703 kg) <i>Add 51 lb. (23 kg) for ship weight</i> <i>Add 165 lb. (75 kg) when fuel tank is full</i>
CV/DC (MIG/FCAW)	14–40 V					

*Meets NEMA and IEC ratings. **Sense voltage for Stick and Lift-Arc™ TIG. ***Will operate either 60 Hz or 50/60 Hz power tools, lights, etc.

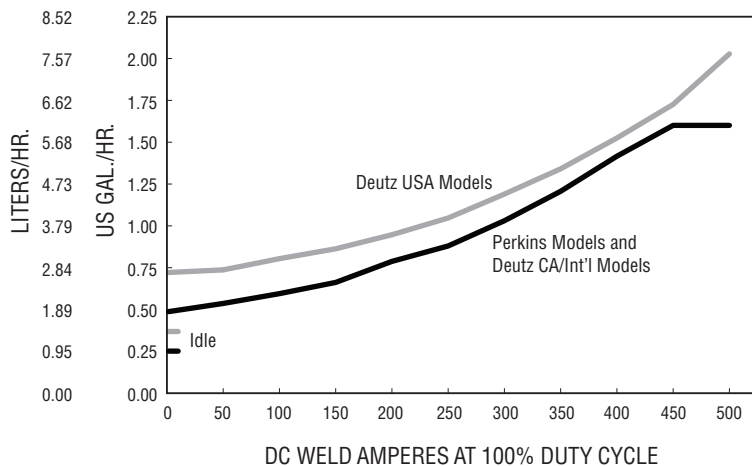
CS Certified by Canadian Standards Association to both the Canadian and U.S. Standards. Perkins-powered International Models are CE approved.

Engine Specifications (Engines warranted separately by the engine manufacturer.)

Engine Brand	Features	HP	Type	Engine Speeds	Sound Levels at 23 ft. (7 m)	Capacities	Automatic Engine Shutdown
USA	Deutz D2.9 L4	34.8	Four-cylinder, liquid-cooled industrial diesel	Idle: 1350 RPM Weld: 1800 RPM	Idle: 71.1 dB (95.9 Lwa) Weld: 78.3 dB (103.1 Lwa)	Fuel: 25 gal. (95 L) Oil: 8.5 qt. (8 L) Coolant: 16 qt. (15.2 L)	Low oil pressure, high coolant temperature, low fuel level
	Perkins 404D.22	32.6	Four-cylinder, liquid-cooled industrial diesel	Idle: 1350 RPM Weld: 1800 RPM	Idle: 63.4 dB (88.2 Lwa) Weld: 72.2 dB (97 Lwa)	Fuel: 25 gal. (95 L) Oil: 9 qt. (8.5 L) Coolant: 9 qt. (8.5 L)	Low oil pressure, high coolant temperature, low fuel level
Int'l	Perkins 404D.22	32.6	Four-cylinder, liquid-cooled industrial diesel	Idle: 1350 RPM Weld: 1800 RPM	Idle: 63.4 dB (88.2 Lwa) Weld: 72.2 dB (97 Lwa)	Fuel: 25 gal. (95 L) Oil: 9 qt. (8.5 L) Coolant: 9 qt. (8.5 L)	Low oil pressure, high coolant temperature, low fuel level
CA	Deutz D2011L03i	32.0	Three-cylinder, air/oil-cooled industrial diesel	Idle: 1350 RPM Weld: 1800 RPM	Idle: 67 dB (91.8 Lwa) Weld: 73.6 dB (98.4 Lwa)	Fuel: 25 gal. (95 L) Oil: 9 qt. (8.5 L) Coolant: integrated oil	Low oil pressure, high coolant temperature, low fuel level

Performance Data

FUEL CONSUMPTION CURVE



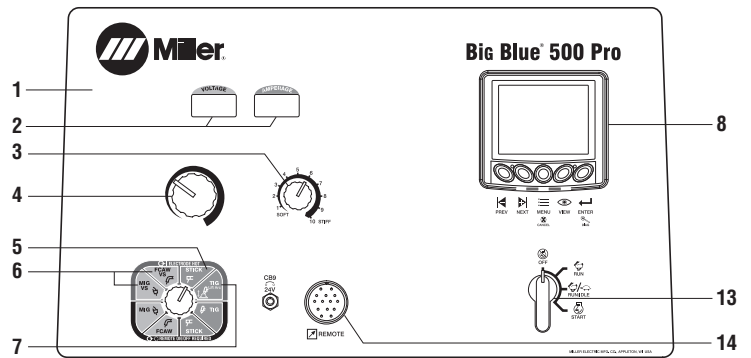
SIMULTANEOUS WELDING AND POWER

Weld Amperes	Total Aux. Power Available (Watts)			
	Deutz USA Models		Perkins Models and Deutz CA/Int'l Models	
	1-Ph*	3-Ph	1-Ph*	3-Ph
No Weld Output	16,000	15,000	16,000	15,000
200 A at 28 V	16,000	15,000	13,000	12,000
300 A at 32 V	13,000	13,750	7,000	7,800
400 A at 36 V	6,500	7,500	5,200	2,200
450 A at 38 V	4,500	6,750	4,000	1,000
500 A at 38 V	4,000	0	4,000	0

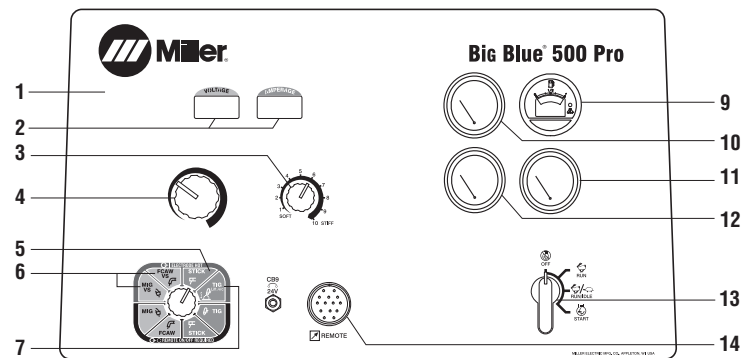
*Single-phase listings include 4000 watts from the exciter stator.

Function Guide

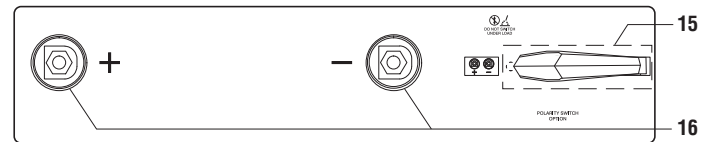
1. **Weatherproof Lexan® Nameplate** is super durable and resists cracking and fading. Color coding is for ease of operation.
2. **Self-Calibrating Digital Weld Meters with Fault Code Indication** display preset or actual weld parameters.
3. **Adjustable Arc Control** adjusts DIG when process control is in Stick mode and adjusts inductance when process control is in FCAW or MIG mode. The amount of DIG determines how much amperage (heat) varies with Stick arc length. Inductance determines the “wetness” of the weld puddle.
4. **Amperage/Voltage Adjust Control**
5. **Hot Start™** provides positive Stick electrode starts making it easy to start all types of electrodes and it also works great for bead tie-ins.
6. **Great FCAW/MIG Performance and Arc Starts** make the Big Blue® 500 Pro’s arc best in its class. Easy to run all wires from .023-inch solid wires to large-diameter 1/8-inch flux-cored wires.
7. **Lift-Arc™ TIG with Auto-Stop™**. See page 4 for benefits.
8. **Electronic Engine Display** can display fuel level, engine hours, coolant temperature, oil pressure, battery volts, and engine RPM simultaneously or one at a time. Also tracks oil change intervals and displays engine diagnostics for service technicians.
9. **Fuel Gauge/Hour Meter/Oil Change Interval/Engine Shutdown Indicator**
10. **Engine Oil Pressure Gauge**
11. **Battery/Voltmeter**
12. **Engine Coolant Temperature Gauge**
13. **Engine Control Switch** is used to start engine and then select between Auto Idle and High Speed Lock. Glow plug operation is controlled by the engine control module and automatically occurs as needed by ambient conditions.
14. **Standard 14-Pin Receptacle** for simple connection of remote controls and wire feeders. It features **Auto Remote Sense™** which automatically switches from panel to remote amperage/voltage (A/V) control with remote connected. Eliminates confusion of the Panel/Remote A/V switch.
15. **Optional Polarity Reversing Switch** changes DC polarity without the use of tools.
16. **Weld Output Terminals**



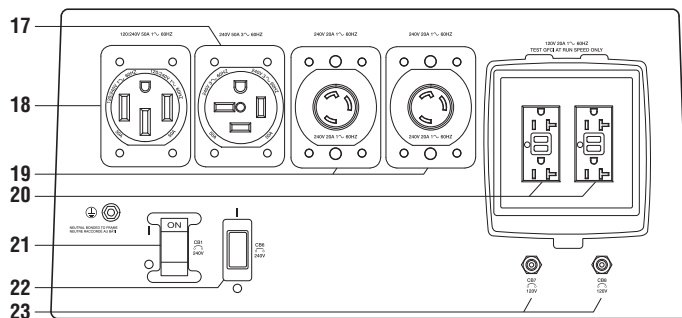
Control Panel – Deutz USA Models



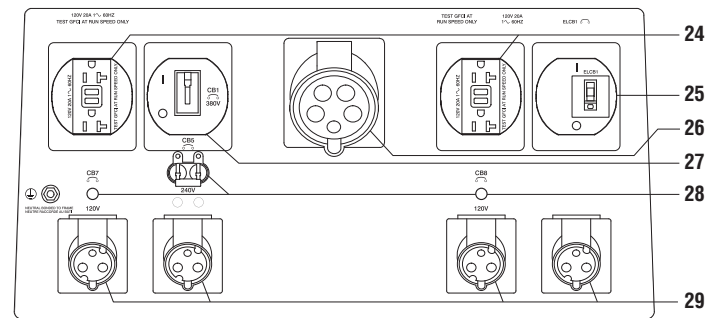
Control Panel – Perkins Models and Deutz CA/Int'l Models



Terminal Panel – All Models



Receptacles and Circuit Breakers – USA and CA Models



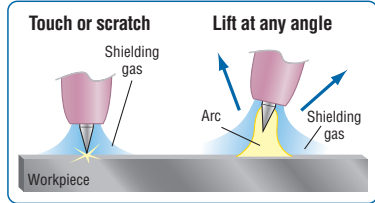
Receptacles and Circuit Breakers – Int'l Models

17. **50 A, 240 V, Three-Phase Receptacle**
(For matching plug, order #254 140.)
18. **50 A, 120/240 V Receptacle** (For matching plug, order #119 172.)
19. **20 A, 240 V Receptacles**
20. **20 A, 120 V Receptacles with Ground Fault**
21. **50 A Circuit Breaker**
22. **20 A, 240 V Circuit Breaker**
23. **20 A, 120 V Circuit Breakers**

24. **20 A, 120 V Receptacles with Ground Fault**
25. **240 V Earth Leakage Circuit Breaker**
26. **32 A, 400 V Three-Phase Receptacle**
(For matching plug, order #255 421.)
27. **30 A, Three-Phase Circuit Breaker**
28. **120 and 240 V Circuit Breakers**
29. **16 A, 120/240 V Receptacles**
(For matching plugs, order #255 419 for 120 V and #255 416 for 240 V.)

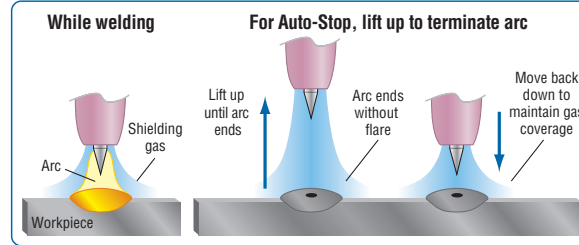
Lift-Arc™ TIG with Auto-Stop™

ARC START with Lift-Arc™



- Reduces or eliminates sticking
- Reduces or eliminates electrode/work contamination
- Low open-circuit voltage

ARC END with Auto-Stop™




- Eliminates need for a remote control
- Maintains shielding gas coverage
- Eliminates tungsten and workpiece contamination
- Eliminates unwanted arc strikes outside the weld area

What Makes Miller® Industrial Engine Drives So [TOUGH]?

Superior Circuit Board Design

Our critical circuit boards are engineered to carry *low power* and *low heat* to reduce thermal stress and minimize expansion and contraction. In contrast, our competitor's boards carry *high power* and *high heat*, making them more vulnerable to failure.



“The Vault” Makes Upgrading to Miller CC/CV Units Worry-Free

Concerns with circuit board reliability have resulted in some operators steering clear of CC/CV welder/generators — even though they offer a superior arc and multiple welding processes. Miller circuit board reliability isn't a concern since all Big Blue multiprocess industrial engine drives feature the Vault.

Created out of two aluminum halves sealed with silicone, as well as watertight harness connections, the Vault provides a clean circuit board environment, protecting the electronics—and controlling output—in heavy industrial applications. No other competitor protects their electronics with a sealed vault, leaving critical circuit boards exposed to harsh elements that can disrupt the machine's electronics, and therefore, its operation.

Rigorous Testing for Tough, Real-World Conditions

To prove our machines go to the limit, Miller industrial engine drives are put to the test in very extreme environmental conditions.

- **Airborne dust and sand.** Critical components are exposed to abusive airborne particles in a special testing chamber for weeks, helping make sure they'll operate while facing extreme levels of dirt, dust or sand on the jobsite.
- **Humidity and corrosion.** Inside our Houston testing room, critical components are subjected to extended moisture and corrosive salt exposure to ensure they'll run even when exposed to humid climates, corrosive coastal environments, and driving rain.
- **Temperature extremes.** Miller industrial engine drives are tested to ensure performance in scorching heat. All Miller engine-driven machines are weld rated at 104 degrees Fahrenheit, but actual tests are conducted up to 122 degrees Fahrenheit to assure peak performance.
- **Jobsite/over-the-road abuse.** Miller industrial engine drives are shaken for hours on transportation bed simulators, subjected to severe vibration, and test-dropped and jerked to ensure they'll withstand the stresses that can shut down competitive machines.
- **Continuous operation.** Miller industrial engine drives run day and night, in all weather conditions, to assure they'll perform without interruption in the field.



Why Industrial Engine Drive Customers Choose Miller

The ultimate test of Miller reliability is how it performs in the field. Read stories demonstrating our superior reliability at MillerWelds.com.



Genuine Miller® Accessories

Polarity Reversing Switch Kit

#301 112 Field

Changes DC polarity without the use of tools.



Female
Receptacle



Full KVA Adapter Cord #300 517 Field

NEMA 14-50P to NEMA 6-50R. Adapts engine drive 120/240 V plug to common Millermatic® and Spectrum® 240 V plug.



Full KVA Plug Kit Field

#119 172 1-Phase, 120/240 VAC, 50 A plug (NEMA 14-50P)

#254 140 3-Phase, 240 VAC, 50 A plug (NEMA 15-50P)



International Plugs Field

#255 419 1-Phase, 120 VAC, 16 A plug

#255 416 1-Phase, 240 VAC, 16 A plug


#255 421 3-Phase, 400 VAC, 32 A plug

Engine Filter Kits

#262 459 Field. For Deutz engine, USA model

#246 988 Field. For Deutz engine, CA/Int'l model

#246 985 Field. For Perkins engine, Int'l CE model
Includes all filters required for proper engine maintenance. Oil filter, primary and secondary fuel filter, and primary air filter.



Spark Arrestor Kit

#195 012 Field
Prevents particles from leaving the muffler that could

potentially start a fire. Mandatory when operating on California grasslands, brush, or forest-covered land, and in all National Forests. For other areas, check your state and local laws. Meets U.S. Forest Service standard 5100-1B.



FA-1D Lockable Flame Arrestor Fuel Cap

#043 947 Field

Fuel cap can be padlocked to prevent vandalism. A built-in flame arrestor prevents flames or sparks from entering the fuel tank.



Vandalism Lockout Kit

#399 802 Field
Lockable hinged steel panels cover and protect name plate gauges and ignition switch (padlock included).



Cable Holder

#043 946 Field
Saddle-bag-style cable holder. Convenient wrap-around storage of coiled cable for transportation. Stores 100 feet of 2/0 cable on each side.

Note: For best results do not weld when cable is coiled! Protective cover cannot be used with cable holder.



Protective Cover

#301 113 USA Model
#194 683 CA/Int'l Model

Blue water-resistant canvas cover resists stains and mildew, and protects the finish of your welder.

Note: Protective cover cannot be used with cable holder.

Stick (SMAW) Welding

Weld Leads

2/0 Stick Cable Set, 50 ft. (15 m) #173 851

Consists of 50-foot (15 m) 2/0 electrode cable with holder, and 50-foot (15 m) work cable with clamp. 350 A, 100% duty cycle.

2/0 Stick Cable Set, 100/50 ft. (30.5/15 m) #043 952

Consists of 100-foot (30.5 m) 2/0 electrode cable with holder, and 50-foot (15 m) work cable with clamp. 300 A, 100% duty cycle.

MIG (GMAW) or Flux-Cored (FCAW)



SuitCase® X-TREME™ 8VS Wire Feeder

#951 582

SuitCase® X-TREME™ 12VS Wire Feeder

#951 543

Lightweight, voltage-sensing wire feeders include secondary contactor, gas valve, drive roll kit and Bernard™ Q300 MIG gun. See Lit. Index No. M/6.42.



SuitCase® 12RC Wire Feeder

#951 580

Lightweight and flexible enough to run a variety of wires up to .062-inch diameter. Includes remote voltage control, drive roll kit and Bernard™ Q300 MIG gun. See Lit. Index No. M/6.5.



Spoolmatic® 30A Spool Gun #130 831

Air-cooled, 200-amp, one-pound spool gun for aluminum MIG. See Lit. Index No. M/1.73.

WC-24 Control #137 549

Use with Spoolmatic 30A.

XR™ Wire Feeders and Guns

Push-pull system designed to handle difficult-to-feed soft alloy wires such as aluminum. See Lit. Index Nos. M/1.7–M/1.74.

MIG (GMAW)/Flux-Cored (FCAW) Guns

Miller produces a complete line of dependable MIG guns. See Lit. Index Nos. AY/15.0, AY/16.0 and AY/17.0.

TIG (GTAW) Welding



Dynasty® 200 Series

For premium portable AC/DC TIG arc quality. See Lit. Index No. AD/4.8.

Plasma Cutting



Spectrum 375 X-TREME and 625 X-TREME shown.

Spectrum® 375 X-TREME™ #907 529

See Lit. Index No. PC/9.2.

Spectrum® 625 X-TREME™ #907 579

See Lit. Index No. PC/9.6.

Spectrum® 875 #907 583

See Lit. Index No. PC/9.8.

The Spectrum 375 X-TREME and 625 X-TREME come complete with protective X-CASE™ (not shown).

Genuine Miller® Accessories (Continued)

Remote Controls



Wireless Remote Hand Control #300 430

For remote current, voltage and contactor control. Receiver plugs directly into the 14-pin receptacle of Miller machine. 300-foot

(91.4 m) operating range. Wireless Antenna Kit #300 749 recommended.

Wireless Antenna Kit #300 749

Optional when improved reception is desired.



RHC-14 Hand Control #242 211 020

Miniature hand control for remote current, voltage and contactor control.

Dimensions: 4 x 4 x 3.25 inches (102 x 102 x 82 mm). Includes 20-foot (6 m) cord and 14-pin plug.



RFCS-14 HD Foot Control #194 744

Heavy-duty foot control for remote current, voltage and contactor control.

Includes 20-foot (6 m) cord and 14-pin plug.

Extension Cables for 14-Pin Remote Controls or 24 VAC Wire Feeders

#242 208 025 25 ft. (7.6 m)

#242 208 050 50 ft. (15.2 m)

#242 208 080 80 ft. (24.4 m)

Trailers and Hitches (Note: Trailers are shipped unassembled.)



4 West Four-Wheel Steerable Off-Road Trailer #042 801

A heavy-duty 2570-pound (1166 kg) capacity trailer designed for use in mines, quarries, and other rough terrain. Has narrow 22-foot (6.7 m) turning radius. Includes 3-inch (76 mm) lunette eye, universal hitch and safety chains.



HWY-224 Trailer #043 805

A 2650-pound (1202 kg) capacity trailer for highway use. Welded steel tubing frame, heavy-duty axle with roller bearing hubs and leaf-spring suspension. Includes jack stand, 2-inch (50 mm) ball hitch, fenders and lights.

Cable Tree #043 826

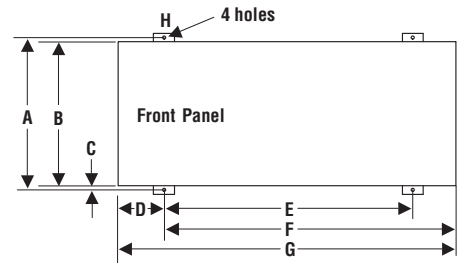
Provides an area to conveniently wrap weld cables and extension cords.



Dual Hitch #300 831

2-inch (50 mm) ball hitch and 3-inch (76 mm) lunette eye in one reversible assembly.

Mounting Specifications



Deutz USA Models:

A. 29.812 in. (757 mm)

B. 27.5 in. (699 mm)

C. 1 in. (25 mm)

D. 11.625 in. (295 mm)*

E. 46.375 in. (1178 mm)*

F. 58 in. (1473 mm)*

G. 69.5 in. (1765 mm)

H. .562 in. (14 mm) dia.

Perkins Models and Deutz CA/Int'l Models:

A. 29.812 in. (757 mm)

B. 27.5 in. (699 mm)

C. 1 in. (25 mm)

D. 9.625 in. (244 mm)*

E. 46.5 in. (1181 mm)*

F. 56 in. (1422 mm)*

G. 65.125 in. (1654 mm)

H. .562 in. (14 mm) dia.

Height:

Deutz USA Models: 46 in. (1168 mm) to top of cover

Perkins Models and Deutz CA/Int'l Models:

42 in. (1067 mm) to top of cover

Add 7.5 in. (191 mm) to heights for exhaust pipe

(Exhaust measurement subject to change.)

Width (All Models):

28.5 in. (724 mm) (mounting brackets turned in)

30.75 in. (781 mm) (mounting brackets turned out)

*With mounting brackets in center position.

Dimensions vary with location of mounting brackets.

Trailer Specifications (Subject to change without notice.)

Model	Gross Axle Weight Rating	Gross Vehicle Weight Rating	Net Payload	Height of Bed	Road Clearance	Track (Center to center of tires)	Standard Tires (Standard rating or P-size rating)	Dimensions	Net Weight
4 West	2000 lb./axle (907 kg/axle)	3000 lb. (1361 kg)	2570 lb. (1166 kg)	21.25 in. (540 mm)	8 in. (203 mm)	55.25 in. (1403 mm)	B78-13	Length: 91 in. (2311 mm)* Width: 61.25 in. (1556 mm)	430 lb. (195 kg)
HWY-224	3500 lb. (1588 kg)	2960 lb. (1343 kg)	2650 lb. (1202 kg)	18.5 in. (470 mm)	7.25 in. (184 mm)	52 in. (1321 mm)	B78-13	Length: 105 in. (2667 mm) Width: 59.5 in. (1511 mm)**	320 lb. (145 kg)

*Does not include tongue. **Width at outside of fenders.

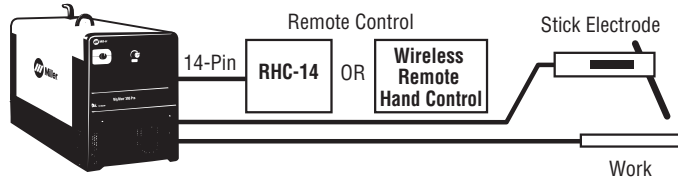
Typical Installations

Electrode Hot



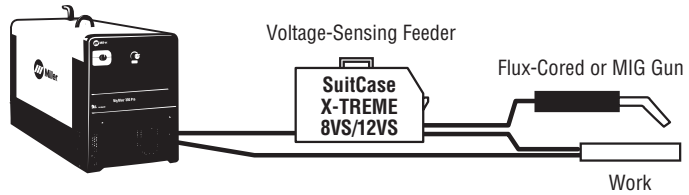
Stick (SMAW) Basic Equipment

RHC-14 #242 211 020
 Wireless Remote Hand Control #300 430
 Wireless Antenna Kit #300 749

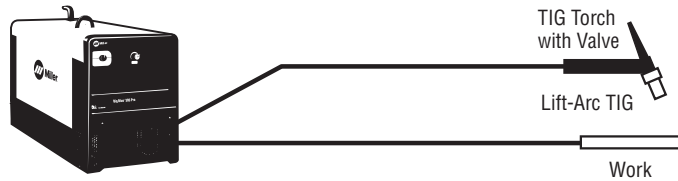


Flux-Cored/MIG (FC) Basic Equipment

SuitCase® X-TREME™ 8VS #951 582
 SuitCase® X-TREME™ 12VS #951 543



Lift-Arc™ TIG (GTAW) Basic Equipment

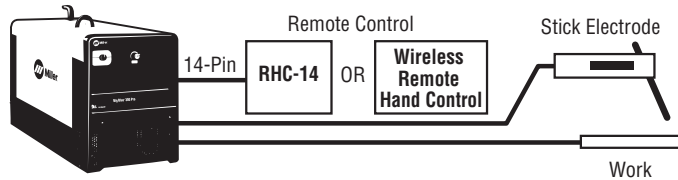


Remote On/Off Required



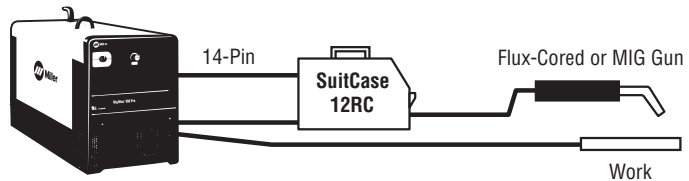
Stick (SMAW) Basic Equipment

RHC-14 #242 211 020
 Wireless Remote Hand Control #300 430
 Wireless Antenna Kit #300 749



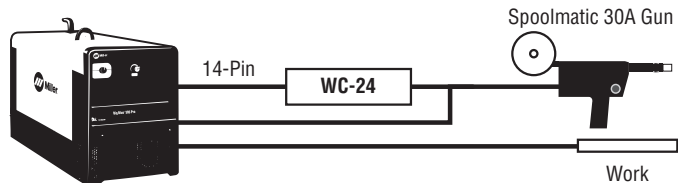
Flux-Cored/MIG (FC) Basic Equipment

SuitCase® 12RC #951 580



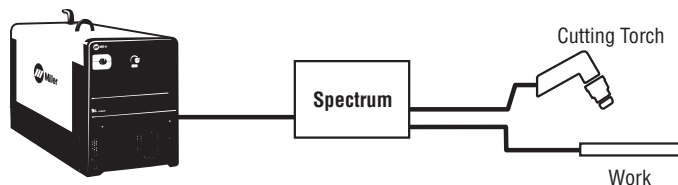
Aluminum MIG (GMAW) Basic Equipment

Spoolmatic® 30A #130 831
 WC-24 #137 549



Plasma Basic Equipment

Spectrum® 375 X-TREME™ #907 529
 Spectrum® 625 X-TREME™ #907 579
 Spectrum® 875 #907 583



Ordering Information

Equipment and Options	Stock No.	Description	Qty.	Price
Big Blue® 500 Pro (USA) EPA Tier 4 Final Compliant Engine	#907 561	Deutz. USA base model with 240-volt 3-phase power		
	#907 561 001	Deutz. Deluxe model with Polarity Reversing Switch and Vandalism Lockout Kit		
	#907 667	Perkins. USA base model with 240-volt 3-phase power		
	#907 667 001	Perkins. Deluxe model with Polarity Reversing Switch and Vandalism Lockout Kit		
Big Blue® 500CA Pro (Canada/Central America) EPA Tier 4i Compliant Engine	#907 635	Deutz. Canadian/Central American model with 240-volt 3-phase power		
	#907 635 001	Deutz. Deluxe model with Polarity Reversing Switch and Vandalism Lockout Kit		
Big Blue® 500X Pro (Int'l) EPA Tier 4i Compliant Engine	#907 603	Deutz. International model with 400-volt 3-phase power		
	#907 603 001	Deutz. Deluxe model with Polarity Reversing Switch and Vandalism Lockout Kit		
	#907 602	Perkins (CE). International model with 400-volt 3-phase power		
	#907 602 001	Perkins (CE). Deluxe model with Polarity Reversing Switch and Vandalism Lockout Kit		
Field Accessories				
Polarity Reversing Switch Kit	#301 112	Changes DC polarity without the use of tools		
Full KVA Adapter Cord	#300 517			
Full KVA Plug Kits		See page 5		
International Plugs		See page 5		
Engine Filter Kits		See page 5		
Spark Arrestor Kit	#195 012			
FA-1D Lockable Flame Arrestor Fuel Cap	#043 947	Padlock NOT included		
Vandalism Lockout Kit	#399 802	Lockable front control panel and engine compartment		
Cable Holder	#043 946	Stores up to 200 feet of 2/0 cable		
Protective Cover		See page 5. Canvas cover — will not fit over machine with Cable Holder attached		
Stick Welding Leads				
	#173 851	2/0, 350 A, 100% duty cycle, 50-ft. (15 m) stinger, 50-ft. (15 m) work clamp		
	#043 952	2/0, 300 A, 100% duty cycle, 100-ft. (30.5 m) stinger, 50-ft. (15 m) work clamp		
MIG/Flux-Cored Welding				
SuitCase® X-TREME™ 8VS	#951 582	With Bernard™ Q300 MIG gun. See Lit. Index No. M/6.42		
SuitCase® X-TREME™ 12VS	#951 543	With Bernard™ Q300 MIG gun. See Lit. Index No. M/6.42		
SuitCase® 12RC	#951 580	With Bernard™ Q300 MIG gun. See Lit. Index No. M/6.5		
Spoolmatic® 30A Spool Gun	#130 831	Requires WC-24 Control. See Lit. Index No. M/1.73		
WC-24 Control	#137 549	See Lit. Index No. M/1.5		
XR™ Wire Feeder Control and Guns		See Lit. Index Nos. M/1.7 – M/1.74		
MIG (GMAW) and Flux-Cored (FCAW) Guns		See Lit. Index Nos. AY/15.0, AY/16.0 and AY/17.0		
TIG Welding				
Dynasty® 200 Series		See Lit. Index No. AD/4.8		
Coolant System		See Lit. Index No. AY/7.2		
Plasma Cutting				
Spectrum® 375 X-TREME™	#907 529	Includes X-CASE™. See Lit. Index No. PC/9.2		
Spectrum® 625 X-TREME™	#907 579	Includes X-CASE™. See Lit. Index No. PC/9.6		
Spectrum® 875	#907 583	See Lit. Index No. PC/9.8		
Remote Controls				
Wireless Remote Hand Control	#300 430			
Wireless Antenna Kit	#300 749			
RHC-14 Hand Control	#242 211 020			
RFCS-14 HD Foot Control	#194 744			
Extension Cables		See page 6		
Trailers and Hitches				
4 West Four-Wheel Steerable Trailer	#042 801	Trailer with lunette eye, universal hitch and safety chains. For off-road use		
HWY-224 Trailer	#043 805	Trailer with lights, fenders and 2-inch (50 mm) ball hitch. For highway use		
Cable Tree	#043 826	Trailer-mounted cable holder for HWY-224		
Dual Hitch	#300 831	Combination 2-inch (50 mm) ball hitch and 3-inch (76 mm) lunette eye in one reversible assembly for HWY-224		

Date:

Total Quoted Price:

Distributed by:

